



Reduce it

Sum up your last piece of work into 5 bullet points.

Reduce it

1.

2.

3.

4.

5.



Reduce it

Sum up the content of today's lesson into three key words and justify why you have chosen them.

Reduce it

1.

2.

3.



Reduce it

Write 3 questions that the lesson so far has answered.

Reduce it

1.

2.

3.



Transform it

Transform the last piece of work you did into a picture.

Transform it

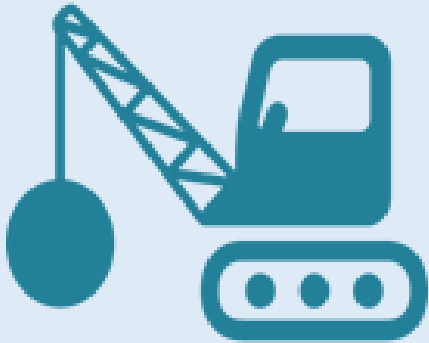




Transform it

Transform the last piece of work you did into a piece of poetry.

Transform it

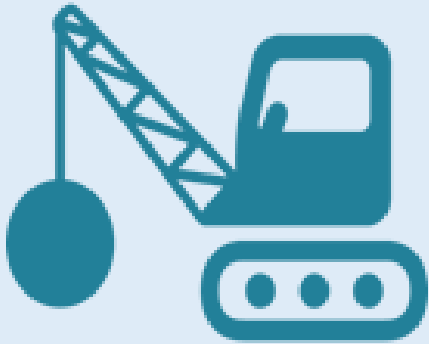


Deconstruct it

Now that you have some new information, write the title in the box and deconstruct it. From the title and new information, tell us what the lesson is about.

Deconstruct it

Title:



Deconstruct it

Exam Question:

Now that you have answered an exam question, deconstruct the actual question.

What does it want you to do?

What should your answer be about?



Derive it

Have a look at one of the pictures on your worksheet/board. What is happening, how is it good/bad?

Derive it



**Prioritise
it**

Prioritise the knowledge you have learnt today.

From most important to least important.

Prioritise it

1. _____

2. _____

3. _____



Criticise it

Criticise it

What did your peer say?

Ask a peer for the most important knowledge from today's lessons.

Criticise what they said and why it is not the most important.




Connect it

Connect it

Write down 4 key words from today's lesson.

Connect them to each other using lines and say why they connect along the line.

A large, empty white rectangular box with a thin black border, intended for students to write down key words and connect them with lines.




Create it

Create a mind map about the topic we are currently learning about.

Create it



Create it



Create it

Create a short test about what we have been learning about so far.

Write the model answers in your book.

Question 1:

Answer:

Question 2:

Answer:

Question 3:

Answer:
